

Missoula Quilters' Guild Newsletter



August 2025

Welcome from our President - Sue Olinger

Hello – Welcome to our new Quilt Guild New Year.

Meeting September 10, 2025 at 6:30 PM. Meet your newly elected officers, catch up with friends and enjoy our show and tell.

A BIG thank you to Lisa Kay Prideaux, Meredith Hoistad, Michelle Wieler and Karen Winther for their past two years of service.

A BIG welcome to our newly elected officers Lanell Curry- Secretary, Debbie Gross- Member at Large and Kathy Klinge - Publicity.

There are great programs lined up for the coming year as well as our Quilt Show in April.

Lots happening this year.

We are still looking for some volunteers to be on the Hospitality Committee, the more the merrier. Duties include monthly treat sign up and handing out door prize tickets.

We also need a couple of volunteers to chair the Holiday Party

Member Dues Increase

Member dues are increasing to \$30/year (September 1 - August 31)

Dues payable at the September 10th meeting (cash or check);

or on-line at www.missoulaquiltersguild.com

Is your Information on the Guild Website Current?

If you have changed **any** of your information (**address, phone or email**), please follow instructions below for logging into the Guild Website and update your information.

Having your current, correct email on file ensures you will receive the monthly newsletter and other Guild news.

Sunshine Committee

If you know of a member who could use a little note from the guild, please contact the Sunshine Lady. We send cards to members who are hospitalized, seriously ill or who have lost a family member.

Reach out to Meredith Hoistad via phone or text at 406-240-3199 or email at dhoistad@msn.com.

Find our newsletters, Quilt Show information, Committee information and more on our website!

1. To sign in to our website: go to: <http://Missoulaquiltersguild.org>
2. On home page click green button MEMBER LOGIN
3. Login form pops up. **You must enter your email address as reflected in the directory.**
4. If you have not set up a password or if you don't remember yours, Click **"forgot password"**
5. The app will ask for email address again (use email address reflected in the directory) and it will send you an email message to create a new password. It may allow reusing a password.
6. Follow instructions to set up your password.



Our Comfort Quilts volunteers have been busy stitching love and care into every quilt we make — but we could use a little extra help.

Clear Vinyl Zipper Bags

Those sturdy clear bags that bedding sets come in are perfect for keeping our quilts clean and cozy until they're ready to be gifted. If you have a few tucked away, we'd love to give them new life.

Long-Arm (and Domestic) Quilters

We have beautiful tops, batting, and backs ready to go — but we're short on the talented hands (and machines!) to bring them together into quilt sandwiches.

Every bag, every stitch, every bit of help means more quilts wrapped around someone in need of comfort. Thank you for sharing your gifts with us — and with those who need them most.

Ready-to-go kits will be available at our next meeting. You can drop off vinyl bags at the same time and place.

You're also welcome to reach out to Lanell (406-830-7887) or Mary Ellen (406-396-1115) with questions or to lend a hand.

Sew Days - Open Sew Day NEW LOCATION

Fire Station 3 - 39th and Russell
9:30 am - 3:30 pm

2025 Calendar

September 6, 20 November 1, 15
October 4, 18 December 6, 20

Visit MissoulaQuiltersGuild.org and search under the GET INVOLVED tab for more detailed information on all our Community Projects.



Tops or completed quilts can be brought to a Guild meeting, or drop off at:
A Clean Stitch, Confident Stitch or Vicki's.
You may also drop off at Grace United Methodist Church at Tenth and Garfield, any Wednesday between 9 and 2. (We meet Upstairs)



Please join us on Monday's at Atonement Lutheran Church- 34th St Missoula from 10-2.
Volunteer your time to create a quilt, complete a binding or just help out.



Love to Sew by Hand? or have a sit and sew project?

Please join us
at one of our Stitching Groups ~

The Hip Stitchers

Thursdays, 10:00 am - 1:00 pm

A Clean Stitch

Grant Creek Town Ctr • 3275 N Reserve St

The Needle Droppers

Thursdays, 9:30 am - 12 noon

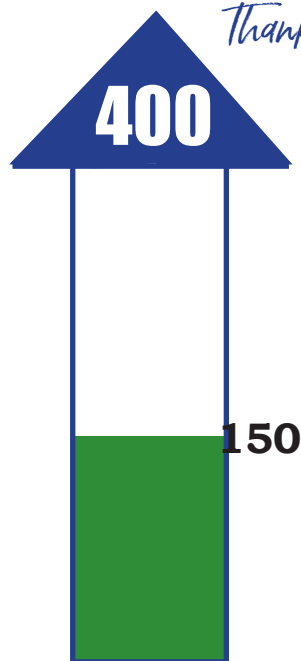
Alliance Church • 100 Foss Court

Pillow Block Goal

Camp Mak-A-Dream

www.campdream.org

Thank You so very much for making a difference for a child.



The Arleesians are busy adding backs, and we will deliver these pillow quilt tops when completed to Camp Mak-A-Dream.

Please consider continuing to make Pillow Tops for this year.

14.5" x 14.5" blocks (unfinished)

Join us at the September Guild Meeting September 10th to hear about our Pillow Top Recipe Book ~



***Pillow Top Recipe Book
Available!***

News from the Bookstand

Louise Rhode and Vickie Christie, MQG Librarians

Welcome back to a new guild year!


Vicki and I (Louise) are hoping you will make good use of the guild's library resources as we prepare for a quilt show year.

Our library challenge will be a simple one this year.

We are asking members to choose a book from the collection and do a review that we can share with the guild. As a bonus, if you create a sample from your reading and display it at the library you will receive a reward.

If you have a special book at home please feel free to do the same but add in your review why you think it should be in our library. We only need a paragraph or so review as to what the book is about, how easy it was to read, and what you did and didn't like about the presentation of the subject.

We were excited to see the increase in checkouts this last year and are looking forward to seeing you this next guild season.





Quilt Show Chairs: Suzanne Sterrett, Kim Peterson and Kathy Rogers

This Year's Quilt Show Preparation and will look a little different ~
Our 2026 Quilt Show Committee reviewed your comments from our survey.
Tentatively, this is how your Show Committee is mapping things out.

SPECIFIC TIMES AND MORE DETAILED INFORMATION TO FOLLOW

Wednesday, April 22nd - Quilt Drop Off - Judging - Quilt Rack Set-up

Thursday, April 23rd - Quilt Hanging - Vendor Set-up - Food Truck Set-up

QUILT SHOW - Day 1 Friday, April 24th - 10 am - 7 pm - Voting

QUILT SHOW - Day 2 Saturday, April 25th - 10 am - 4 pm

Continental Breakfast Is Back (*Saturday Morning, April 25th*)

Following Conclusion of Show: Quilt Pick-up - Vendors Pack Up

Sunday - April 26th - Quilt Rack Take Down - (Continuation of Vendors Packing Up?)

Fabric Raffle Baskets for 2026 Quilt Show


Jackie Reimers, Fabric Basket Raffle Chair

Two Baskets • 1/2 yard cuts

Basket #1 Black/White, Brights, or "Winged"

Basket #2 Red/White and Blue/White

Please consider donating one fabric to each basket, or two fabrics to one basket.



Pictures shown are for ideas only

The spiritual meaning of the butterfly encompasses transformation, rebirth, and personal growth.
It represents the journey of self-discovery and the ability to change and evolve.

Butterflies symbolize freedom, lightness, and joy, reminding us to let go of burdens and embrace a sense of liberation.



Buildings being utilized for the 2026 Quilt Show

#9 - VIP/Lounge Patio
#13 - Commercial

#15 Floriculture
#16 Culinary Arts

Additional information on specific usage of these buildings will follow



2026 Quilt Show Categories

Note: It is the quilter's choice to assign their quilt to a category for display in the show. Quilters will indicate their **top 3 choices** for categories applicable for each quilt and the final decision will be determined by the quilt show committee based on the abundance of quilts in those categories. There is not a "right" or "wrong" category to assign to quilts, but rather a way for viewers to see quilts in groups that is not overwhelming.

Theme "Spread Your Wings"

- ___ Art/Mixed Technique Quilts (*A creative textile artwork, distinct from traditional quilts, that emphasizes artistic expression and design over functionality*)
- ___ Applique (Hand)
- ___ Applique (Machine)
- ___ Groups/Exchanges/Classes (*Quilts to be hung in applicable groupings*)
- ___ Hand-Pieced
- ___ Hand-Quilted
- ___ Holiday (*All holidays*)
- ___ Machine Quilters' Challenge (at least 40" X 40")
(*quilting is the primary focus of the quilt using domestic machine, hand-guided or computerized long arm technology*)
- ___ Medallion (*A medallion quilt features a central design (the "medallion") surrounded by at least one border, creating a focal point*)
- ___ Miniatures (*Small-scale versions of full-sized quilts, as a rule measuring no more than 24 inches on a side*)
- ___ Modern (*A contemporary take on a traditional quilt; bold colors, design, minimalist aesthetics, expansive negative space*)
- ___ Novice quilters (*1st quilt or quilt show entry*)
- ___ Paper or foundation pieced (*Judy Neimeyer, English paper piecing, other foundation designs*)
- ___ Panels (*A primary fabric which is the focus of quilt*)
- ___ Patriotic (*Sesquicentennial, Quilts of Valor*)
- ___ Period Quilts (*Civil War, Aunt Gracie's, Victorian, Depression Era, etc.*)
- ___ Random block designs (*Curved and straight seam construction*)
- ___ Recycle, Re-use, Re-purpose (*Includes scrap quilts*)

Traditional block categories

- ___ Straight seam construction (*Including 4-patch, 9-patch, Log Cabin, String/strips, triangles, stars, flying geese, and others*)
- ___ Curve piecing (*Circles, Drunkards Path, New York Beauty, Wedding Ring, and other curved patterns*)
- ___ Wools (*Primarily wool composition*)
- ___ Youth (*Made by quilter under 18 years old*). These quilts will not be judged.
(*Young quilters may also enter quilts in any other category that will be judged by viewers*)



2026 Quilt Show Committee Chairs

Chairs	Suzanne Sterrett, Kim Peterson
Core Committee	Suzanne Sterrett, Kim Peterson, Kathy Rogers, Jodi Bowser
Admissions	Chris Stobb
Boutique	Debbie Gross
Decorations	The Arleesians
Demonstrations	TBD
Featured Quilter Hospitality	Emily Dix
Floor Layout	Peggy Floyd and Pam Schultz
Food Trucks	Sherri Leischner
Judging	Marcene Coburn, LisaKay Prideaux
Publicity, Printing, Signage	Jodi Bowser, Shannon Fradette, Katya Hall
Quilt Hangers - Set-Up Tear Down	Kathy Marks, Pam Schultz
Quilt Wrangler	Kathy Rogers, Kathy Marks (<i>they find more helpers</i>)
Quilt Racks - Set-Up Tear Down	Peggy Floyd (<i>she will find work crew</i>)
Raffles	Suzanne Sterrett, Kim Peterson, Jackie Reimers
Registration	Meredith Hoistad, Carolyn Dewey
Ribbons, Charms, Pins	Sue Appelt, LisaKay Prideaux
Silent Auction	Kathy Klinge, Heidi Bakula
Vendors	Sherri Leischner
Vote Counting	Marcene Coburn

08/22/2025



Quilt Show

APRIL 24 - 25, 2026

Boutique

Debbie Gross, Boutique Chair

“What’s the BOUTIQUE?” you might ask.

It’s the little shopping mall that spreads its wings within our Quilt Show.
It “flies” because you fill the shelves with homemade items such as:

placemats – potholders -- table runners
bags – quilts -- wall hangings
knitted/crocheted hats -- scarfs

unique nicknack’s
holiday decorations
baby necessities

Please start planning now to help stock our boutique with wonderful eye-catching merch! (*That’s how “merchandise” is referred to these days.*) There’s no telling what someone will buy.

Please price your items. You will keep 90% of your sales price. Keep in mind that shoppers are always looking for a bargain. Below “craft fair” but above “yard sale”. Become an entrepreneur!


ETC News

(Education, Teachers and Classes)

Spirit Butterfly Trunk Show and 2 day Class

Spirit Butterfly - 74" x 97"

Class Sign-Ups at September 10th and October 8th Guild Meetings



Trunk Show: Wednesday, November 12th
Guild Meeting

Classes: *Class requires 2 days*
Thursday, Nov 13, 10 am - 4 pm
and
Friday, Nov 14, 10 am - 4 pm

Cost: \$45 / per person (2 day class)
Cash or Check (no on-line sign up)

Plus, Pattern and Ruler: \$49*
**available for purchase at class sign-up*

Pattern requires fabrics from a 10" Layer
Cake plus additional yardage.

Classes held at
Atonement Lutheran Church
2205 34th Street - Missoula

Contact Nancy Terwilliger-Grube at dr.nancytg@charter.net
to sign up for class and order Pattern and ruler

BONUS:

ETC will host another class in the future, taught by a local instructor, with this same ruler to make a different pattern from Kissed Quilts.

The ETC Committee welcomes suggestions for Classes and Instructors

We're happy to make inquiries about classes to evaluate if they are a good fit for our members, and work within the perimeters of our budget.

UFOs

It's another great year for Missoula Quilt Guild and with that comes the opportunity for you to accept the UFO Challenge. Completing those UFO's gives you such a sense of accomplishment. Attached is the form to fill out for that Challenge.

Nancy Terwilliger-Grube UFO Chairperson

2025-2026 MISSOULA Quilt Guild UFO Challenge.

As quilters we all have many incomplete projects (UFO) in our sewing rooms. The UFO Challenge is a motivational tool for us to finish them. If you have projects, you aren't sure what to do with after completing, we are sure the Quilts 4 Kids, the Comfort Quilts or Quilts of Valor will be happy to accept your finished projects.

Rules and Regulations

All UFO's are eligible as long as you have started/ cut into them prior to the starting date of the challenge dates.

Kits are eligible, started or not, as long as you purchased them before the starting date of the challenge dates.

Fill out the UFO form with a brief description of your UFO. There is no limit to the number of UFO's you register- just use another piece of paper. For each finished UFO, your name will be placed in a drawing for a gift certificate.

CHAIR: Nancy Terwilliger-Grube 406-640-1172. dr.nancytg@charter.net)

See form to list UFO's on page 2.

MISSOULA Quilt Guild 2025-2026 UFO Challenge.

How to participate:

- Complete the form with projects you hope to finish. (Nancy has your list from last year that you may want to continue to work on and/or submit a new form which is found on the website.)
- **Make two copies, keep one for yourself and submit the other form to Nancy via email or mail to 2648 Fleet St, Missoula MT 59808**
- **You show the UFO during show and tell.**
- The person with the most completed UFO's by the December meeting will receive a gift certificate (\$50.00) and everyone who has completed UFO's will have their name placed in the drawing for a gift card (\$25.00).
- Another Challenge will start in January of the following year and the person with the most completed UFO's by the May meeting will receive a gift certificate (\$50.00) and everyone who has completed UFO's will have their name placed in the drawing for a gift card (\$25.00).

Friday and Saturday
September 5-6, 2025

KOOTENAI VALLEY QUILT GUILD

QUILT SHOW

40th Anniversary Celebration



Libby Memorial Center
111 East Lincoln Blvd.
Libby, MT

9.5.25 10am-6pm
9.6.25 10am-4pm

VENDORS ~ BOUTIQUE ~ RAFFLE
Entry by Donation

Friday and Saturday
September 19-20, 2025

Flathead Quilters' Guild Quilt Show

Flathead Quilters' Guild
is proud to present this year's quilt show:

"Something Scrappy!"

QUILT SHOW 2025

SEPT. 19 & 20
FRI 9:30-5
SAT 9:30-4

**\$7/ONE DAY
\$10/TWO DAYS**

Flathead County Fairgrounds
Expo Building, Kalispell MT

Saturday and Sunday
September 27 and 28, 2025

Peace by Piece Quilt Guild Quilt Show

"Quilts Alive in 25"

Livingston MT Fairgrounds

September 27th and 28th
Saturday 9-5
Sunday 10-3

Friday - Sunday
October 17, 18, 19, 2025

WASHINGTON STATE QUILTERS-SPOKANE CHAPTER PRESENTS

Kaleidoscope of Colors

47th Annual
QUILT SHOW

404 N HAVANA STREET
SPOKANE VALLEY WA 99202



OCTOBER 17, 18 & 19th 2025

\$15 INCLUSIVE FOR ALL 3 DAYS & FREE PARKING!

- Merchant Mall
- 500 Quilts-lighted & fully hung
- WSQ Quilters Boutique
- Free Demonstrations
- Classes with National Instructors



FEATURED QUILTER
Robin Long



2025 Cherrywood Exhibition: Poppy



"Kaleidoscope Quilt" by Robin Long
www.robinruthdesigns.com

Partially funded by a grant provided by The City of Spokane Valley